



Double Face cover fitted with tiles. The drain is almost INVISIBLE.



Rotating the Double Face cover changes the aesthetic effect



In this way the Double Face cover's metal side is shown.

CANALISSIMA MIXAGE KIT

MODEL

Canalissima Mixage

REF. NO. SIZE

6825KX80S 800 mm

DESCRIPTION

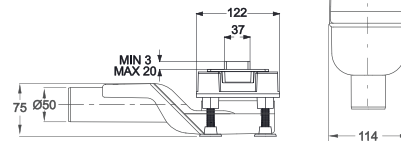
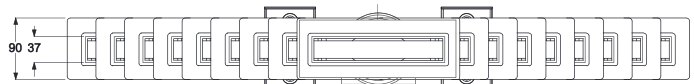
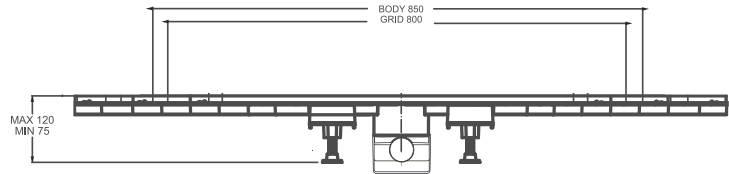
Linear Floor Drain
horizontal or vertical outlet
Stainless Steel AISI 316
with transparent PMMA frame

FINISH

Stainless Steel AISI 316
and Transparent PMMA

LEGEND:

- 1 Metal cover (Stainless steel 316)
- 2 Plastic frame (Transparent PMMA)
- 3 Filter
- 4 Silicon membrane valve
- 5 Screws for micrometric regulation
- 6 Allen key
- 7 Waterproofing adhesive layer
- 8 Body of the floor conduit
- 9 Double sided adhesive
- 10 Stabilizing bases
- 11 Screws to regulate the waste
- 12 Supports
- 13 Siphon Sogliola Ø50 outlet
- 14 Reducer Ø50mm female, Ø40mm male
- 15 Vertical reducer, outlet ø 50 mm



**STAINLESS
STEEL AISI316**
PMMA TRANSPARENT

Double face



Tile adhesive

