



Double Face cover fitted with tiles. The drain is almost INVISIBLE.



Rotating the Double Face cover changes the aesthetical effect



In this way the Double Face cover's metal side is shown.

# CANALISSIMA

## STAINLESS STEEL KIT

**MODEL**

Canalissima Stainless Steel

**REF. NO.**

6825TM100S

**SIZE**

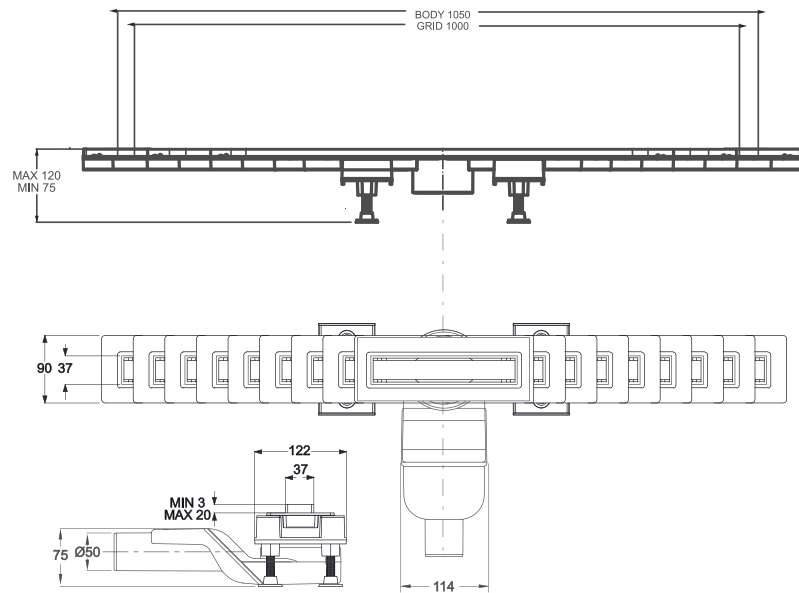
1000 mm

**DESCRIPTION**

Linear Floor Drain horizontal or vertical outlet  
Stainless Steel AISI 316 with stainless steel surround frame


**FINISH**

Stainless Steel AISI 316 insert with Stainless Steel surround frame



**STAINLESS STEEL AISI316** →

**STAINLESS STEEL AISI316** →



Tile adhesive

